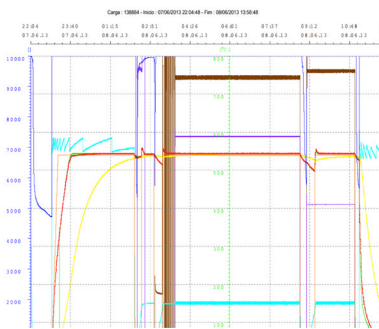


## DIGITAL SOLUTIONS FOR HEAT TREATMENT



Can you read your graph with detail?

Does your graphs help you to improve your process?

Would you like to save time analysing your cycles and your furnace?

Are your HT cycles stored safely and readily available?

Would you like to have automatic validation of your cycles?

## Our solution allows you to:

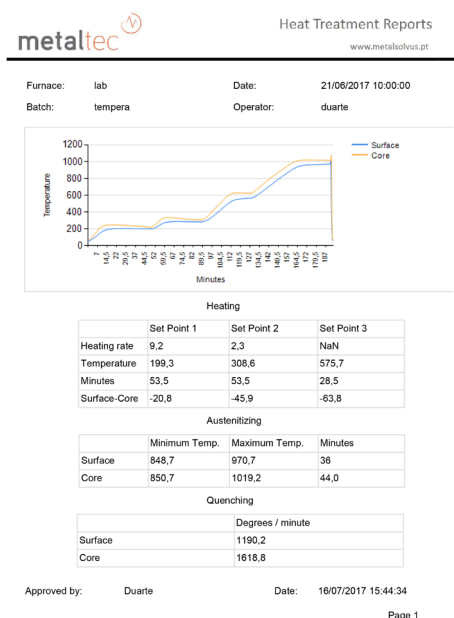


- Identify your data
- Database storage
- Process information
- Store and mail reports



# HARDENING / TEMPERING / STRESS RELIEF / ANNEALING / TEMPERATURE UNIFORMITY SURVEY

Metaltec software automatically analyses your heat treatment and produces quality reports indicating cycle graphs, HT process parameters, CCT graphs, TUS analysis, automatically calculated and approved.



## - Full cycle graph

## - Parameters automatically calculated

- Heating and cooling rates
- Isothermal stages
  - °C/°F
  - minutes
- Core surface difference

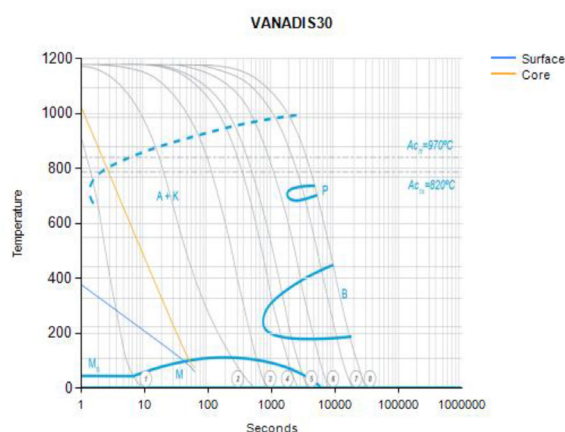
## - Cooling curves plotted on CCT graphs

## - Automatic validation

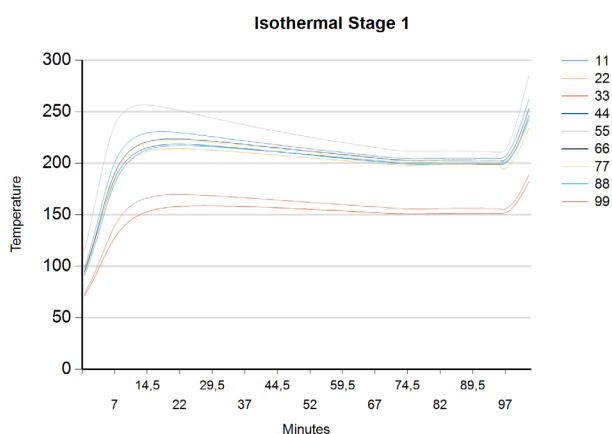
- Parameters
- Cycle

## - Temperature uniformity survey report

## Quality report



## Cooling curves in CCT diagrams



## TUS – Analysis stage by stage